



REPORT ON EXPERIENTIAL LEARNING ACTIVITIES

FOR THE MONTH OF JULY

CONDUCTED IN PRIMARY WING

SESSION: 2023-24


Learning is an active process. We learn by doing but only knowledge that is used, sticks in your mind.

- Dale Carnegie

In our school, we have embraced the philosophy of "learning by doing" as an integral part of our teaching approach. This methodology encourages students to actively participate in their education through hands-on experiences and practical activities. By incorporating real-life situations and interactive projects into our curriculum, we aim to provide a well-rounded education that goes beyond textbooks and traditional lectures. Through this approach, our students are given opportunities to apply theoretical knowledge in real-world scenarios, fostering a deeper understanding of the subject matter. They are encouraged to think outside the box, develop problem-solving skills, and learn to collaborate with their peers. This active involvement not only improves their academic performance but also builds their confidence and self-esteem.

CLASS: I **ENGLISH**

NAMING WORDS POCKET ACTIVITY



*Nouns play a crucial role in constructing sentences and conveying meaning. An activity was conducted to make students understand this concept. In this activity, four pockets were labeled with a specific category: name, place, thing, and animal. One by one students were given a chance to pick one flash card and put it in the correct pocket labeled with that category. The "**Naming Words Pocket Activity**" proved to be an effective and enjoyable way to teach students about noun.*

MATHS

NUMBER NAME LOTTERY



To understand the concept of *Number Names*, an interesting activity of *Number Name Lottery* was conducted in class wherein students took keen interest in taking out the number slips and pasting that many number of stickers in their notebooks as written on slips. Thus, with the help of this activity students were able to read, write and say number names from 1-10.

GUESS MY NUMBER

In this activity, flowers with different numbers were pasted on the board and students wrote the number that comes before, after and between that given number/s. Students showed keen interest to perform the activity which in turn helped them to identify the correct number and its appropriate placement. The excitement of students to participate in the activity was worth watching



HINDI

मेल खाते शब्द

जब किसी व्यंजन को स्वर के साथ मिलाया जाता है तो उस व्यंजन अक्षर पर स्वर की मात्रा लग जाती है। इसी तरह जब किसी व्यंजन के साथ ई को जोड़ा जाता है तो ई की मात्रा उस व्यंजन पर लग जाती है। जब इस मात्रा वाले अक्षर से कोई शब्द बनता है तो वह ई की मात्रा का शब्द कहलाता है।

कक्षा में ई की मात्रा का महत्व बताते हुए गतिविधि कराई गई। इस गतिविधि में छात्रों को एक जैसे ई की मात्रा के शब्द पूछे गए और लिखने के लिए कहे गए। छात्रों ने भरपूर उत्साह के साथ ई की मात्रा के शब्द लिखे और रंग भरा।

EVS

MY FAVOURITE FAMILY MEMBER

“Family is not an important thing, it's everything”

The importance of family and its significance in our lives, was taught to our little Rallians through an interactive activity. Students dressed like their favourite family member and imitated them through enactment. They showed their love and gratitude by saying beautiful lines about their favourite person of the family. Zealous Kids participated whole heartedly and gave their best. It was an educational yet emotional activity for the students as well as their family.





CLASS: II

ENGLISH

MY NOUN LIST

In this activity, teacher wrote some alphabets on chits and asked the student to pick one chit. The child then enlisted nouns starting from that letter on his/her sheet. This activity helped the students in improving their vocabulary and knowledge of nouns.



NOUN GAME

Noun Game was an engaging activity for the students where they were asked to write the alphabets of their name separately and later, they wrote two naming words from each alphabet in their notebook. After this, they classified those naming words into four



columns of name, place, animal and thing. Children learned how to classify nouns into different categories of person, place, animal, and thing, which greatly expanded their understanding for nouns and its types.



MATHS


LET'S EXPAND THE NUMBERS

The expanded form of numbers helps to determine the place value of each digit in the given number. It represents the number in units, tens, and hundreds form. In this activity, students selected a 3-digit number of their choice and expanded it on abacus with the help of stickers. This activity helped them in understanding Expanded Form of a number and resulted in a great learning experience.



FLIP IT, ADD IT



Addition is the first arithmetic calculation that students learn in the mathematical world. It is the basic step to move further into the core of mathematics. In this activity, students learned to add 2-digit numbers with the help of playing cards. It helped them in developing a sense of regrouping numbers into tens and ones with ease



HINDI


गिनती के फूल

विद्यार्थियों ने अध्यापिका के मार्गदर्शन से यह गतिविधि की। विद्यार्थियों ने इस गतिविधि में सबसे पहले एक बड़ा सा फूल का चित्र बनाया। फिर अध्यापिका ने विद्यार्थियों को रोल नंबर के हिसाब से कोई भी चार संख्या दी। विद्यार्थियों ने अपने रोल नंबर के अनुसार उन चार संख्या को हिंदी में लिखकर उतने स्टीकर चिपकाए / स्माइली बनाए। विद्यार्थियों ने उत्साह पूर्वक इस गतिविधि में भाग लिया। इस गतिविधि के द्वारा विद्यार्थी गिनती को लिखने व पहचानने में सक्षम रहे।



विलोम घर

गतिविधियाँ विद्यार्थियों के जीवन में अत्यंत महत्वपूर्ण स्थान रखती हैं। बालक गतिविधि के द्वारा किसी संकल्पना को बेहतर तरीके से आत्मसात कर पाते हैं। इसी को ध्यान में रखते हुए छात्रों के लिए विलोम शब्द संबंधित एक गतिविधि का संचालन किया गया। विद्यार्थियों ने इस गतिविधि में उत्साह पूर्वक भाग लिया। इस गतिविधि में विद्यार्थियों ने एक घर का चित्र बनाया और उसमें पाँच रंगीन खिड़कियाँ चिपकाईं। खिड़कियों में सभी विद्यार्थियों ने पाँच विलोम शब्द उत्तर सहित लिखे। इस गतिविधि से विद्यार्थियों ने शब्दों के विलोम सीखे व भाषा में उनका उपयुक्त प्रयोग करना सीखा जिससे उनके शब्द भंडार में वृद्धि हुई।



EVS

BOOKMARK

Safety rules are supposed to be followed to avoid accidents and protect anyone from being injured. In this activity, students made colourful bookmarks on which they wrote any one important safety rule, learned by them from the chapter. With the help of this activity students understood the importance of following safety rules in their day-to-day life.





CLASS-III


ENGLISH

ROLE PLAY ACTIVITY

"Children are great imitators, give them something great to imitate."

Through our role play act, based on the curriculum, students of class III got an opportunity to imitate different characters. It offered them a chance to gain experience, showcase speaking and presentation skills and build confidence.

The excitement of our young actors knew no bounds as they waited eagerly for their turn to perform. The students portrayed themselves as Birbal and Akbar with great conviction and credence. It proved to be a great learning experience for all the students.



HINDI

गतिविधि - मौखिक अभिव्यक्ति (मेरी गरमी की छुट्टियाँ)

मौखिक अभिव्यक्ति द्वारा विद्यार्थी तथ्यों को स्वयं के निजी अनुभवों से जोड़कर अपने विचारों को व्यक्त करते हैं और भाषाई कौशलों को सुगमता से ग्रहण करते हैं। विद्यार्थियों को अपने विचार दूसरों के सम्मुख प्रस्तुत करने का अवसर प्रदान करने के लिए जुलाई माह में मौखिक अभिव्यक्ति (मेरी गरमी की छुट्टियाँ) गतिविधि करवाई गई, जिसमें विद्यार्थियों ने अपनी गरमी की छुट्टियों के अनुभव को कक्षा में प्रस्तुत किया। इस गतिविधि के द्वारा विद्यार्थियों का आत्मविश्वास-वर्धन हुआ और उनके वाचन व श्रवण कौशल का विकास हुआ।





MATHEMATICS

KNOCK OFF NUMBERS

Students need additional practice for their fact fluency. To make sure they have a solid foundation with addition facts to ten, before moving onto larger problems a fun dice game -Knock Off Numbers was conducted in the class.

Students rolled the dice 10 times and recorded their numbers in their notebook. They used number bonds of 10 to add up all the numbers which they got. This helped students practice addition in real life in a fun way and improve their Math skills.



EVS

FAMILY TREE



A family tree is a chart representing family relationships in a conventional tree structure. This activity helped the children to understand the relationship between the family members and also to introduce the concept of generation to them. The students actively participated in the activity by bringing pictures of their family members and pasting them on the tree made by them. Through this hands-on experience, they learned to construct their own family tree, identifying grandparents, parents, siblings, and cousins, fostering a deeper appreciation for their family's heritage and connections.







CLASS-IV

ENGLISH

STORY NARRATION

Story narration provides children with enhanced imagination to visualize the spoken words and also the vocabulary. The activity "Story Narration" was conducted in the month of July. It aimed, the students to explore the different characters of the story and also to express them in a creative way. The students were asked to narrate a story in their own words using finger puppets or stick puppets.

Their wonderful presentation helped them in developing their cognition and language skills. The students participated with immense zeal and enthusiasm.



MATHS

MULTIPLICATION BINGO

For this activity 'Bingo cards' were created for students that were answers to fifteen different multiplication tables or questions.

After handing over the cards to students, the game was started by asking the questions, answers of which were written on the cards. This way, the students found the product each time through multiplication and then checked if the number is on the card. They were instructed to complete the first row, first column, first diagonal and the first house. The first student to complete any winning pattern had to announce BINGO.

Students were very excited to find the answers to the questions asked and enjoyed playing Multiplication Bingo Game. They learnt and recapitulated Multiplication concepts and also reinforced the concept of rows and columns through this game. It was a great learning experience for the students.



हिन्दी

सर्वनाम पुष्प

सर्वनाम हिंदी भाषा का एक महत्वपूर्ण अंग है। सर्वनाम का उपयोग हमें बार-बार शब्दों की दोहराने से बचाता है और हमें अपनी भाषा शैली को बेहतर बनाने में मदद करता है। इस उपविषय पर आधारित गतिविधि 'सर्वनाम पुष्प' कक्षा-चार में जुलाई माह में करवाई गई, जिसके अंतर्गत विद्यार्थियों ने सर्वनाम व उसके विभिन्न भेदों को जाना व उन भेदों के अंतर्गत आने वाले शब्दों से वाक्य रचना की, जिससे उनके व्याकरणिक ज्ञान व शब्द भंडार में वृद्धि हुई।





EVS-I

KNOW YOUR PLANT



Plants are amazing living organisms which adapted themselves successfully to survive almost in every corner of our planet. To make children explore more about the plants an experiential learning activity was conducted in the class in which they have to bring a live plant or cutout of a plant and enlist 3 to 5 adaptive features for the same. This activity helped the children to understand the fact that how mother nature helps the plants to survive in a particular habitat.





EVS-II

LET'S EXPLORE INDIA- TRAVEL BROCHURE

The northern mountains of India are found extended from northwest to northeast part of the country.

To make the children aware about the complete geographical structure of India, a speaking activity was conducted during the EVS 2 period. Students were guided to prepare 'Travel Brochure' creatively in which they pasted the pictures and also




added the information about the culture, occupation, food, festivals etc. of the states located in Northern Mountains. During the presentation, students spoke 4-5 lines about the states located in The Northern Mountains with help of their travel brochure. Through this activity children learned about the states located in the Northern Mountains and their cultural heritage.



COMPUTER SCIENCE

CREATING A TABLE USING MS-WORD

Students worked on MS-Word 2016 and created a table on the topic "The average temperature of cities of India" on the system. They formatted the table using design tab and layout tab followed by the alignment of data. Using design tab, they filled the colour in the table and set its border. Students learned to format the table using MS- Word 2016 on desktop computer in the computer lab under the guidance of the teacher.



FRENCH

LES ARTICLES INDEFINIS

Experiential learning activity on the topic 'Les Articles Indefinis' was assigned to the students of Class IV. The sole purpose of the activity was to identify the three types of articles Indefinis and to understand the gender of the object in French. This was an individual activity in which the students were guided to draw the pictures related to gender (masculine and feminine). The students enjoyed a lot while learning process.





CLASS-V

ENGLISH

STORY REVIEW & ROLE PLAY

Story review and role play activities were conducted during the month of July for class V. The students presented a story review of the story "Whistles and Shaving Bristles" and a role play on the drama "Little Women". The students were very well prepared and summarized the story flawlessly and beautifully by incorporating the enactment of their favourite character. It was really a fun filled learning experience for the students.



Story Review and Role Play





MATHS

SEIVE OF ERATOSTHENES



Seive of Eratosthenes was conducted for class V in the month of July. The objective of the activity was to find all prime numbers less than 100 in an associative manner.

The students were asked to write 1 to 100 in 10 x 10 grid and cross all the multiples of 2, 3, 5 and so on under the guidance of teacher.

The activity was great success as it engaged the students in understanding and remembering all prime numbers, less than 100, in an enjoyable way.



Seive of Eratosthenes



हिंदी

'सर्वनाम वृक्ष'

अनुभव आधारित गतिविधि विद्यार्थियों को नए अनुभवों को तलाश करने, सीखने में रुचि पैदा करने तथा शब्दावली का विकास करने में सहायक होती हैं। इस गतिविधि के द्वारा विद्यार्थियों को स्थाई ज्ञान प्राप्त होता है। इसी उद्देश्य द्वारा कक्षा पाँच के विद्यार्थियों द्वारा अनुभव आधारित गतिविधि (सर्वनाम वृक्ष) करवाई गई।

विद्यार्थियों ने उत्साहपूर्वक इस गतिविधि में भाग लिया। इस गतिविधि में विद्यार्थियों को स्मार्ट बोर्ड पर एक सर्वनाम वृक्ष दिखाया गया, जिसे देखकर विद्यार्थियों ने ए-4 शीट पर एक वृक्ष का चित्र का निर्माण किया तथा उसमें सर्वनाम के भेद व उसके उदाहरण भी लिखे। इस गतिविधि के द्वारा विद्यार्थी सर्वनाम व उसके भेदों से भली भाँति परिचित हुए तथा उनकी कलात्मकता व मौखिक एवं लिखित अभिव्यक्ति का विकास हुआ।





EVS-1

SAY NO TO PLASTIC

Do something drastic, cut the plastic!

Plastics are non-biodegradable substances that take several years to decompose. Since plastic does not decompose so it is accumulating and causing environmental pollution. Class V students were guided to make a poster on "SAY NO TO PLASTIC". They also spoke few lines about harmful effects of plastic in our life by holding the poster. This activity helped them to know the bad effects of plastic on marine life, soil pollution, air pollution etc. This activity helped the students to learn about how to minimize the plastic waste by reusing it, reducing its demand and recycling it.



EVS-II

FACTORS OF CLIMATE

The climate of a place is affected by various factors such as latitudes, altitude, distance from the sea, rainfall, humidity etc. The students of class 5 were encouraged to perform a group activity where they drew or pasted the different factors that influence the climate of a region and presented in the class. The aim of this activity was to provide them a better understanding about the climate and its components. They drew and colored the different factors and each member of the group explained it wonderfully.



COMPUTER SCIENCE

CREATE SLIDES ON HEALTH IS WEALTH IN POWERPOINT

Students were guided to create two slides on the given topic "Health Is Wealth" using PowerPoint presentation. They used different theme on both slides. They typed colourful text using WordArt feature and also applied animations and transition effects to make beautiful slides.





FRENCH

QU'EST-CE QUE C'EST?

When children are given opportunity to express themselves, they tend to convey their innate feelings in the most straight forward manner. It highlights their thinking capacity and improves their communication skills. The purpose of this activity was to help the students to communicate in French. For this activity, children used the various objects in the class (pen, notebook, eraser...) and speak about it in French language. this activity helped the children not only to improve their vocabulary and communication skills, but also boosted their confidence.

